

Specification

Ratings

220-240 (±10%) Vac Supplies – Single (...-1) or Three Phase (...-3)

| Part Number | Constant Torque Ratings | | Variable Torque Ratings | | Frame Size |
|---------------------|-------------------------|--------------------|-------------------------|--------------------|------------|
| | Nominal Power (kW) | Output Current (A) | Nominal Power (kW) | Output Current (A) | |
| 690P - 21(3)1400... | 0.75 | 4.0 | - | - | B |
| 690P - 21(3)1700... | 1.5 | 7.0 | - | - | B |
| 690P - 21(3)2105... | 2.2 | 10.5 | - | - | B |
| 690P - 232165... | 4.0 | 16.5 | - | - | B |
| 690P - 232220... | 5.5 | 22 | 7.5 | 28 | C |
| 690P - 232280... | 7.5 | 28 | 11 | 42 | C |
| 690P - 232420... | 11 | 42 | 15 | 54 | D |
| 690P - 232540... | 15 | 54 | 18.5 | 68 | D |
| 690P - 232680... | 18.5 | 68 | - | - | D |
| 690P - 232800... | 22 | 80 | 30 | 104 | E |
| 690P - 233104... | 30 | 104 | 37 | 130 | F |
| 690P - 233130... | 37 | 130 | 45 | 154 | F |
| 690P - 233154... | 45 | 154 | 55 | 192 | F |

Ratings

380 - 460 (±10%) Vac Three Phase Supplies

| Part Number | Constant Torque Ratings | | Variable Torque Ratings | | Frame Size |
|------------------|-------------------------|--------------------|-------------------------|--------------------|------------|
| | Nominal Power** (kW) | Output Current (A) | Nominal Power** (kW) | Output Current (A) | |
| 690P - 431250... | 0.75 | 2.5 | - | - | B |
| 690P - 431450... | 1.5 | 4.5 | - | - | B |
| 690P - 431550... | 2.2 | 5.5 | - | - | B |
| 690P - 431950... | 4.0 | 9.5 | - | - | B |
| 690P - 432120... | 5.5 | 12 | - | - | B |
| 690P - 432160... | 7.5 | 16 | 11 | 23 | C |
| 690P - 432230... | 11 | 23 | 15 | 31 (UL=27)* | C |
| 690P - 432300... | 15 | 30 | 18.5 | 37 | C |
| 690P - 432380... | 18.5 | 38 | 22 | 45 | D |
| 690P - 432450... | 22 | 45 | 30 | 59 (UL=52)* | D |
| 690P - 432590... | 30 | 59 | 37 | 73 | D |
| 690P - 432730... | 37 | 73 | 45 | 87 | E |
| 690P - 432870... | 45 | 87 | 55 | 105 | E |
| 690P - 433105... | 55 | 105 | 75 | 145 | F |
| 690P - 433145... | 75 | 145 | 90 | 165 | F |
| 690P - 433180... | 90 | 180 | 110 | 205 | F |
| 690P - 433216... | 110 | 216 | 132 | 260 | G |
| 690P - 433250... | 132 | 250 | 150 | 302 | G |
| 690P - 433316... | 160 | 316 | 180 | 361 | G |
| 690P - 433361... | 180 | 361 | 220 | 420 | G |
| 690P - 433375... | 200 | 375 | 250 | 480 | H |
| 690P - 433420... | 220 | 420 | 250 | 480 | H |
| 690P - 433480... | 250 | 480 | 300 | 545 | H |
| 690P - 433520... | 280 | 520 | 315 | 590 | H |
| 690P - 433590... | 315 | 590 | 355 | 650 | J |

For power ratings above 315kW consult your local sales office.

* UL = XX, XX = max current for UL certification.
 **All powers stated are nominal at 380 Vac. Higher power outputs may be possible at higher voltage. Always check output current. Please refer to your SSD Drives sales outlet for details of 500V drives.

Dimensions

| Model | Overall Dimensions | | Mounting Centres | | | |
|---------|--------------------|-------|------------------|-------|-------|------|
| | H | W | D | H1 | W1 | G |
| Frame B | 233.0 | 176.5 | 181.0* | 223.0 | 129.0 | G |
| Frame C | 348.0 | 201.0 | 208.0 | 335.0 | 150.0 | - |
| Frame D | 453.0 | 252.0 | 245.0 | 471.0 | 150.0 | - |
| Frame E | 668.0 | 257.0 | 312.0 | 630.0 | 150.0 | - |
| Frame F | 720.0 | 257.0 | 355.0 | 700.0 | 150.0 | - |
| Frame G | 1042.0 | 456.0 | 465.0 | - | - | 16.0 |
| Frame H | 1177.0 | 572.0 | 465.0 | - | - | 16.0 |
| Frame J | 1288.0 | 675.0 | 465.0 | - | - | 16.0 |

Dimensions are in millimetres.
 Please refer to your SSD Drives sales outlet for dimensional drawings for each Frame.
 *197.0 when fitted with system brd.

Overload

- Constant Torque Ratings; 150% for 60 seconds, 180% for 0.5 second. Frame C to F
- Variable Torque Ratings; 110% for 60 seconds

Output Frequency

- 0 - 480Hz

Ambient

- Constant Torque Ratings; 0 - 45°C (40°C with IP40 Cover)
- Variable Torque Ratings; 0 - 40°C (35°C with IP40 Cover) Derate from temperatures above to 50°C max.
- Altitude up to 1000m ASL
- Derate 1% per 100m above 1000m

Switching Frequency

- Package Size B; 3, 6 or 9kHz
- Package Size F, G, H and J and K; 3kHz
- Package Size C, D, and E; 3 or 6kHz
- All with audibly silent switching frequency

Dynamic Braking

- Each drive can be fitted with an internal dynamic brake switch.
- Package Size B and C - Standard
- Package Size D to K - Optional

Inputs/Outputs

- Analogue Inputs (4 Total - All user configurable) 10 bit (12 bit with systems expansion module); 0 - 10V, 0 - ±10V, 0 - 20mA, 4 - 20mA.
- Analogue Outputs (3 Total - All user configurable) 10 bit; 0 - 10V, 0 - ±10V, 0 - 20mA, 4 - 20mA.
- Digital Inputs (7 Total - All user configurable) Nominal 24V dc (30V DC max.)
- Digital Outputs (3 Total - All user configurable) Volt free relay contacts, 3A at 230Vac max.
- Reference Supplies
 - +10V DC
 - 10V DC
 - +24V DC

Optional Equipment

- (6901) Operator/Programming Controller
- Serial Communication Technology Box
 - Profibus
 - Ethernet
 - Devicenet
 - Link
 - Controlnet
 - Lonworks
 - Canopen
 - EI Bisynch/Modbus/RS422/RS485
- Encoder Feedback Technology Box
- Systems Expansion Module providing:
 - 6 Digital I/O
 - Convert existing Analogue Inputs to 12 bit
 - 2 Reference Encoder Inputs
 - 2 High Speed Register Mark Inputs
- EMC Compliant Filters
- IP40 (NEMA 1) Protection Covers
- IP54 Protected Modules
- Long Cable Output Chokes

Standards

- The AC690+ series meets the following standards when installed in accordance with the relevant product manual.
- CE Marked to EN50178 (Safety, Low Voltage Directive).
- CE Marked to EN61800-3 (EMC Directive).
- UL listed to US safety standard UL508C.
- cUL listed to Canadian standard C22.2 #14.



Valid at time of print.

Sales Offices

Australia

Parker Hannifin Pty Ltd
 9 Carrington Road
 Private Bag 4, Castle Hill NSW 1765
 Tel: +61 2 9634 7777
 Fax: +61 2 9899 6184

Belgium

Parker Hannifin SA NV
 Parc Industriel Sud Zone 11
 23, Rue du Bosquet Nivelles B -1400 Belgium
 Tel: +32 67 280 900
 Fax: +32 67 280 999

Brasil

Parker Hannifin Ind. e Com. Ltda.
 Av. Lucas Nogueira Garcez, 2181
 Esperança - Caixa Postal 148
 Tel: +55 0800 7275374
 Fax: +55 12 3954 5262

Canada

Parker Motion and Control
 160 Chisholm Drive Milton
 Ontario L9T 3G9
 Tel: +1(905)693 3000
 Fax: +1(905)876 1958

China

Parker Hannifin Motion & Control (Shanghai) Co. Ltd.
 SSD Drives
 280 Yunqiao Road Export Processing Zone Pudong District Shanghai 201206 P.R.China
 Tel: +86 (21) 5031 2525
 Fax: +86 (21) 5854 7599

France

Parker SSD Parvex
 8 Avenue du Lac B.P. 249
 F-21007 Dijon Cedex
 Tel: +33 (0)3 80 42 41 40
 Fax: +33 (0)3 80 42 41 23

Germany

Parker Hannifin GmbH
 Von-Humboldt-Strasse 10
 64646 Heppenheim Germany
 Tel: +49(0)6252 798200
 Fax: +49(0)6252 798205

India

SSD Drives India Pvt Ltd
 151 Developed Plots Estate Perungudi,
 Chennai, 600 096, India
 Tel: +91 44 43910799
 Fax: +91 44 43910700

Italy

Parker Hannifin SPA
 Via Gounod 1
 20092 Cinisello Balsamo Milano
 Italy
 Tel: +39 02 361081
 Fax: +39 02 36108400

Singapore

Parker Hannifin Singapore Pte Ltd
 11, Fourth Chin Bee Rd
 Singapore 619702
 Tel: +65 6887 6300
 Fax: +65 6265 5125

Spain

Parker Hannifin (Espana) S.A.
 Parque Industrial Las Monjas
 Calle de las Estaciones 8
 28850 Torrejonde Ardoz Madrid
 Spain
 Tel: +34 91 6757300
 Fax: +34 91 6757711

Sweden


Parker Hannifin AB
 Montörgatan 7
 SE-302 60 Halmstad
 Sweden
 Tel: +46(35)177300
 Fax: +46(35)108407

UK

Parker Hannifin Ltd.
 Tachbrook Park Drive
 Tachbrook Park
 Warwick CV34 6TU
 Tel: +44(0)1926 317970
 Fax: +44(0)1926 317980

USA

Parker Hannifin Corp.
 SSD Drives Division
 9225 Forsyth Park Drive
 Charlotte North Carolina 28273-3884
 Tel: +1(704)588 3246
 Fax: +1(704) 588-3249



aerospace
 climate control
 electromechanical
 filtration
 fluid & gas handling
 hydraulics
 pneumatics
 process control
 sealing & shielding



AC690+ Integrator Series

AC Drives 0.75 – 1000kW



© 2008 Parker Hannifin Corporation. All rights reserved.

Catalogue HA500346 (Issue 2 October 2008)

Your local authorised Parker distributor



Printed in England. HA500394
 Issue 2 October 2008.
 ©2008 Parker Hannifin Limited.

Parker Hannifin Ltd SSD Drives Division

New Courtwick Lane, Littlehampton,
 West Sussex BN17 7RZ United Kingdom
 Tel: +44 (0) 1903 737 000 Fax: +44 (0) 1903 737 100
 sales.uk.ssd@parker.com
 www.parker.com www.ssddrives.com

Your local authorized Parker distributor



ENGINEERING YOUR SUCCESS.

AC690+ Drive Integrator series

0.75 – 1000kW

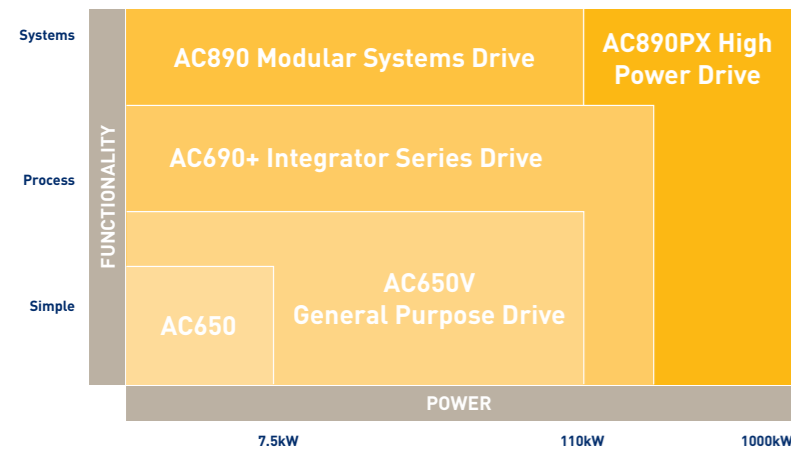
Product Overview

The AC690+ Series is a single range of AC drives designed to meet the requirements of all variable speed applications from simple single motor speed control through to the most sophisticated integrated multi drive systems.

The heart of the AC690+ is a highly advanced 32-bit microprocessor based motor control model. This provides an exceptional dynamic performance platform to which can be added a host of communications and control options, enabling you to tailor the drives to meet your exact requirements.

Three phase (380-500V) ratings from 0.75 to 1,000kW and single/three phase (220-240V) ratings from 0.75 to 55kW

AC Drives Product Overview



The AC690+ modular system allows you to tailor the drive to meet your exact requirements.

You use, and pay, only for the functions you need.

Encoder Feedback Option

The AC690+ is converted from open-loop control to high performance closed-loop control by simply adding the plug-in encoder feedback technology box.

High Performance Systems Expansion Module

The optional add-on “systems” expansion module is available for more advanced applications and includes phase locking between drives and register control. It fits behind the main control board and provides the following functionality;

- 5 Configurable Digital Inputs/Outputs
- Converts existing 4 Analogue Inputs to High Resolution (12 bit plus sign)
- 2 Encoder Inputs
- 2 High Speed Register Mark Inputs



Mechanical Protection Options to suit all environments

A choice of mechanical protection options allows the drive to be mounted in a variety of different environments.

- IP20 – For mounting inside an electrical enclosure.
- IP40/NEMA 1 – The optional top cover, with cable gland plate as standard, enables the drive to be directly wall or machine mounted in applicable environments. The cover raises the protection level on the horizontal surface to IP40 and meets North American NEMA 1 requirements.
- IP54 – A highly cost effective range of robust IP54 enclosures is ideal for mounting the drives in more aggressive environments. A multitude of control options can be added to the drive without the need for secondary enclosures. Higher levels of protection are available as special build options.

- Through Panel Mounting – This option allows the drive to be mounted with the major heat producing components and heatsink outside the enclosure and keeps the control electronics clean and cool.

Fieldbus Communications Options

The AC690+ has a whole host of communication technology box options allowing seamless multi-vendor integration into networked systems using the most common industrial fieldbus communications protocols.

- Profibus-DP
- Canopen
- Controlnet
- Lonworks
- RS422/RS485
- Ei Bisynch
- Link
- Ethernet
- Devicenet
- Modbus RTU

Programming/Operator Controls

The AC690+ HMI provides access to all the drives functions in a logical and intuitive manner. The readout is bright and backlit and displays all functions in plain language and engineering units. The MMI can be mounted on the drive itself or alternatively it can be supplied loose, with a mounting kit, for mounting remotely on a panel door, for example.

- Multi-lingual plain language display
- Quick set-up mode
- Autotune commissioning
- Customised screens
- Configuration

Dual Torque Ratings

Units from 7.5kW and above can be user selected for either Constant Torque applications (with 150% overload capability) making the AC690+ ideally suited to variable torque pump and fan applications.

The Power of Function Block Programming

Function Block Programming is a tremendously flexible control structure that allows an almost infinite combination of user functions to be realised with ease. Each control function (an input, output, process PID for example) is represented as a software block that can be freely interconnected to all other blocks to provide any desired action.

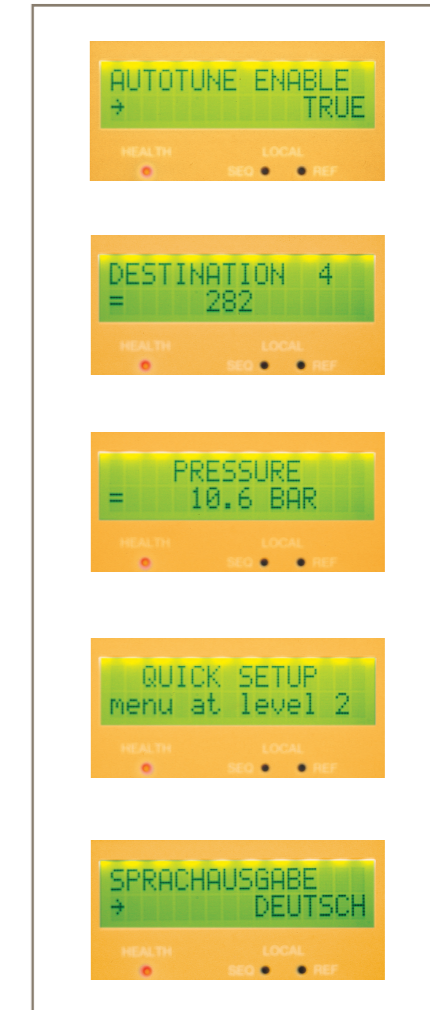
The drive is despatched with the function blocks pre-configured as a standard AC drive so you can operate it straight from the box without further adjustments. Alternatively you can pick pre-defined Macros or even create your own control strategy, often alleviating the need for an external PLC and therefore reducing cost.

Standard Macros

- Basic Speed Control
- Forward/Reverse
- Raise/Lower
- Process PID
- Preset Speeds
- Closed Loop Speed Feedback
- Winder Control

There are over 100 Function Blocks Including:

- Inputs
- Outputs
- Ramps
- Encoder
- Raise/Lower
- Skip Frequencies
- Process PID
- Local/Remote
- Brake Control
- Auto Restart
- Spinning Load Start
- Menu Structure
- Custom Screens
- Trip History
- Password
- Value Functions
 - If
 - Addition
 - Difference
 - Multiplication
 - Division
 - Greater than
 - Less than
 - Counter
 - Timer
- Logic Functions
 - Not
 - And
 - Nand
 - Or
 - Nor
 - Xor
 - Trigger
 - Flip-flop



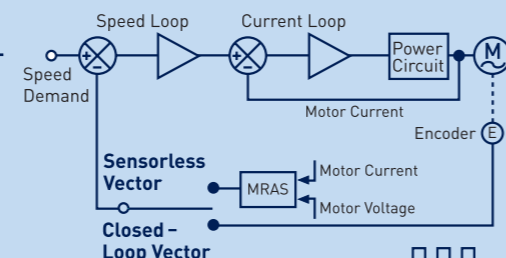
The AC690+ can be user configured for 3 different operating modes

Open-Loop (volts/frequency) Control

This mode is ideal for basic motor speed control. The quick set-up menu and plain language display ensures the quickest and easiest, trouble free start up.

Sensorless Vector Control

High starting torque and tight speed regulation is provided by a sophisticated MRAS (Model Reference Adaptive System) motor control strategy. MRAS provides accurate speed simulation (without the need for any speed measuring transducer) by continually modelling the motor.



To achieve the ultimate performance the AC690+ utilises speed and current loops in both sensorless and closed loop vector modes. In sensorless vector mode the speed feedback is derived from the highly advanced Model Reference Adaptive System (MRAS).

Closed-Loop Vector Control

Full closed-loop flux vector performance can be achieved with the AC690+ by simply adding an encoder feedback ‘technology box’. This provides 100% continuous full load standstill torque plus a highly dynamic speed loop (up to 45 Hz bandwidth); more than sufficient for the most demanding applications.